

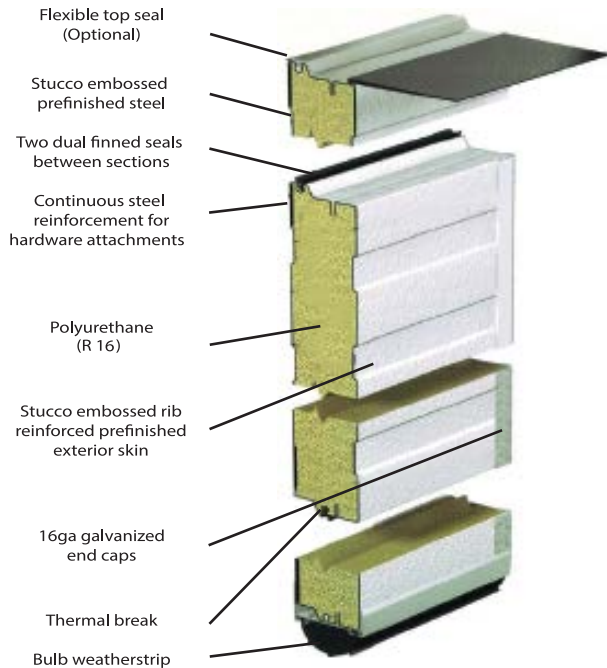
SDI COMMERCIAL - MODEL C175



COMMERCIAL INSULATED SECTIONAL DOORS

- Manufactured, engineered, stocked and assembled in Canada
- The most popular and long-lasting door system that is best suited to for larger openings
- Manufactured on a continuous polyurethane production line utilizing the latest in rigid foam technology
- A wide range of door operators and controls available to suit your application
- High strength to weight ratio to ensure a strong and long-lasting door system

SDI COMMERCIAL - MODEL C175



Features

Insulated sections fabricated from prepainted, hot dip galvanized, steel sheet; with rigid polyurethane insulation core, CFC-1 free, face sheet stucco embossed and rib reinforced

Sections thermally broken, steel-polyurethane-steel sandwich formed by continuous process

Sections: formed with ship lap joint and 16mm (16ga) galvanized steel end-caps

Reinforcement: Continuous internal reinforcement for hardware mounting

Finish: Two coat, baked-on paint system, primer and polyester finish coat, white or brown

Hardware: 2" or 3" Adjustable continuous angle (ADCA) available

Design: Designed to meet industry standard windload requirements

Weatherstripping: Neoprene bulb weatherstrip with retainer. Two dual finned seals between sections (Optional track mount available)

Materials and Construction

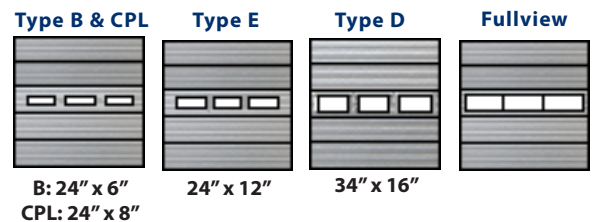
C175 Sections	R-Value
1 3/4" Thick	R-16
Face Sheet Thickness	0.019" (0.48mm)
Maximum Opening Width	36'-2" (11024mm)
Maximum opening Height	22' (6706mm)
Warranty	10 years against delamination of the panels 1 year on materials and workmanship

Colour and Profiles

Panel Finishes - Ribbed profile



Glazing



HEAVY-DUTY HARDWARE OPTIONS

DOUBLE-END HINGE




NYLON ROLLERS



EXHAUST PORT



HIGH CYCLE SPRINGS



Can be cut into any type of sectional door