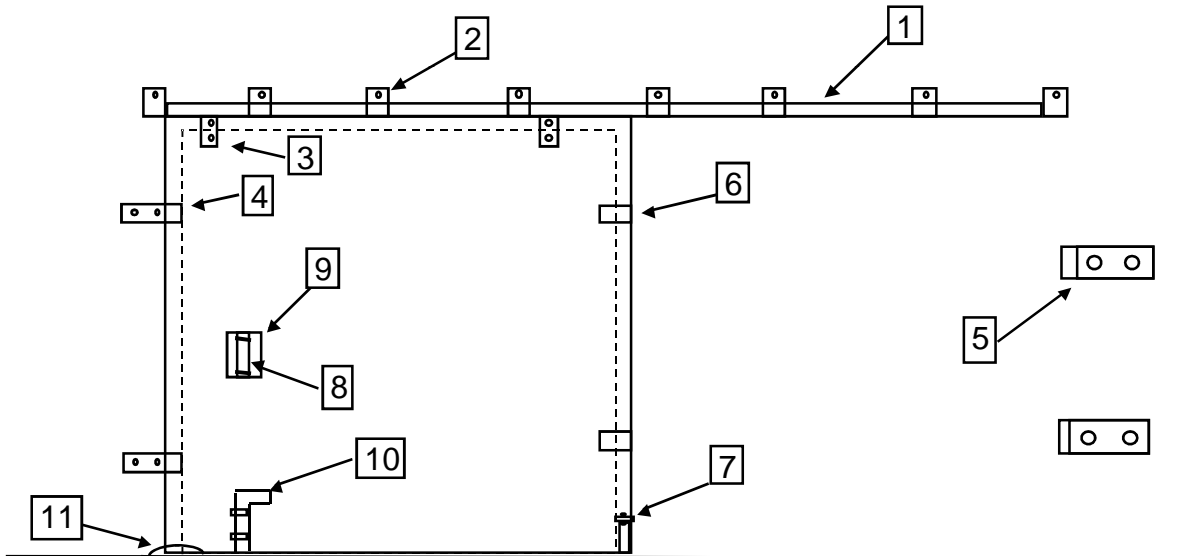


RICHARDS-WILCOX

ITEM NO	INDEX	PAGE
SLIDING DOOR HARDWARE		
1	Track	F.1
2	Track brackets	F.2
3	Hangers	F.3
4	Binders	F.3
5	Bumpers	F.4
6	Bumper shoes	F.4
7	Stay rollers	F.4
8	Handles - bow	F.4
9	Handles - flush	F.5
10	Cane bolts & locks	F.5
11	Floor guides (see note below)	F.5
11	#30 Round track & hardware	F.7
SWING DOOR HARDWARE		
12	Hinges	F.6
13	Latches	F.6



Note: If two doors operate in a single track (bi-parting) the binders (#4) would not be used; however, a centre floor guide should be added (see page 7).

RW SELECTION CHART

DESCRIPTION	DOOR WEIGHT IN LBS.									
	125	250	350	400	550	700	2000	1000	4000	4000
Track	31	50	31	31	75	33	I Beam	333	I Beam	888.00
1 Wheel hanger		735								
2 Wheel hanger	021									
4 Wheel hanger			321	323	27B	150	1029	160	1029 1 Ton	888A
Roller bearings	021	735	321	323						
Ball bearings					27B	150	1029 1/2 Ton	160	1029 1 Ton	888A
Frame: Formed steel	021	735	321	323		150	1029 1/2 Ton	160	1029 1 Ton	
Frame: Forged steel					27B					888A
Apron: Adjustable for varying thickness		735	321	323	27B	150	1029 1/2 Ton	160	1029 1 Ton	888A
Apron: Hinge suspension	021		321							
Apron: Pendant bolt for vertical adjustment		735		323	27B	150	1029 1/2 Ton	160	1029 1 Ton	888A
Swivel pendant		735								888A
Available without aprons		735		323	27B	150	1029 1/2 Ton	160	1029 1 Ton	888A
Hangers per door	2	2	2	2	2	2	2	2	2	2
Bracket springs	2'	1'	2'	2'	2'	2'		2'		5'

How to use this chart:



The vertical columns are headed "Door Weight in lbs.". On the left hand side of the horizontal sections in the chart the various Hanger Features are shown.

The numbers shown at an intersection point of the vertical column and a horizontal section are the catalogue numbers of those hangers available which meet the particular requirement.



Once a hanger has been selected, based on the door weight and the most desirable design feature, further checking in the vertical column for the re-appearance of the same number will quickly reveal the other features this hanger has to offer.

Note: Door weight in lbs., is based on the assumption that two hangers are used on each individual door.



1 - TRACK

 PART NO.	DESCRIPTION	 UNIT
31X6	Track # 31 @ 6'	Each
31X8	Track # 31 @ 8'	Each
31X10	Track # 31 @ 10'	Each
31X12	Track # 31 @ 12'	Each
75X8	Track # 75 @ 8'	Each
75X10	Track # 75 @ 10'	Each
75X12	Track # 75 @ 12'	Each
33X6	Track # 33 @ 6'	Each
33X8	Track # 33 @ 8'	Each
33X10	Track # 33 @ 10'	Each
333X6	Track # 333 @ 6'	Each
333X8	Track # 333 @ 8'	Each
333X10	Track # 333 @ 10'	Each
888X10	Track # 888 @ 10'	Each
50X6	Track # 50 @ 6'	Each
50X10	Track # 50 @ 10'	Each
31EB	End blind	Each
33EB	End blind	Each
1X31C	Lock joint clip	Each
1X33C	Lock joint clip	Each
22X33C	Lock joint clip	Each



2 - TRACK BRACKETS

 PART NO.	DESCRIPTION	 UNIT
1X31	Track bracket	Each
18X31	Track bracket	Each
5X31	Track bracket	Each
5X31LJ	Track bracket w/ L.J. clip	Each
22X31	Track bracket	Each
33X31	Track bracket	Each
1X33	Track bracket	Each
18X33	Track bracket	Each
5X33	Track bracket	Each
22X33	Track bracket	Each
33X33	Track bracket	Each
1X333	Track bracket	Each
18X333	Track bracket	Each
5X333	Track bracket	Each
22X333	Track bracket	Each
1X888	Track bracket	Each
18X888	Track bracket	Each

3 - HANGERS

 PART NO.	DESCRIPTION	 UNIT
021	Hanger	Each
321	Hanger	Each
323	Hanger	Each
323S	Truck & pendant	Each
27B1	Hanger	Each
27B2	Hanger	Each
27B	Truck & pendant	Each
235X3	Hanger	Each
235X5	Hanger	Each
235S	Truck & pendant	Each
150B1	Hanger	Each
150B2	Hanger	Each
150B	Truck & pendant	Each
235X4	Hanger	Each
235X6	Hanger	Each
160B1	Hanger	Each
160B2	Hanger	Each
160B	Truck & pendant	Each
888A	Hanger	Each
735	Hanger	Each
1029X1/2	Hanger - 1/2 ton	Each
1029X1	Hanger - 1 ton	Each

4 - BINDERS

 PART NO.	DESCRIPTION	 UNIT
82X2	Binder	Each
82X3	Binder	Each
82X4	Binder	Each
82X5	Binder	Each
82X7	Binder	Each
89	Binder	Each



5 - BUMPERS

 PART NO.	DESCRIPTION	 UNIT
69	Bumper	Each



6 - BUMPER SHOES

 PART NO.	DESCRIPTION	 UNIT
72	Bumper shoes	Each

7 - STAY ROLLERS

 PART NO.	DESCRIPTION	 UNIT
54	Stay roller	Each
66	Stay roller	Each
68	Stay roller	Each
153	Stay roller	Each
154	Stay roller	Each



8 - HANDLE BOW

 PART NO.	DESCRIPTION	 UNIT
71	Handle	Each
81X1	Handle	Each
191	Handle	Each



9 - HANDLE FLUSH

 PART NO.	DESCRIPTION	 UNIT
70	Flush pull	Each
470	Flush pull	Each



10 - BOLTS

 PART NO.	DESCRIPTION	 UNIT
128S	Bolt	Each
513	Bolt, top & bottom	Pair
514X2	Top spring bolt	Each
514X3	Top spring bolt	Each
524X0	Bottom cane bolt	Each
524X2	Bottom cane bolt	Each
524X3	Bottom cane bolt	Each



11 - FLOOR GUIDES

 PART NO.	DESCRIPTION	 UNIT
271	Floor guide	Each
671	Floor guide	Each
771	Floor guide	Each



12 - HINGES

 PART NO.	DESCRIPTION	 UNIT
03X0X12	Hinge	Each
03X3SX18	Hinge	Each
03X3SX24	Hinge	Each
03X3SBBX36	Hinge	Each
734X10	Hinge	Each
03X5X15	Hinge	Each
03X10X24	Hinge	Each
03X01X16	Hinge	Each
434WMBBX48	Hinge	Each
434BLBBX48	Hinge	Each
03X09X8	Hinge	Each
700X12	Hinge	Each
03X07X18	Hinge	Each
03RX12	Hinge	Each
03RX24	Hinge	Each



13 - LATCHES

 PART NO.	DESCRIPTION	 UNIT
123	Latch	Each
152	Latch	Each
125	Latch	Each
227L	Latch	Each



30 - ROUND TRACK

 PART NO.	DESCRIPTION	 UNIT
111-0062	# 30 Round track @ 6'	Each
111-0063	# 30 Round track @ 8'	Each
111-0064	# 30 Round track @ 10'	Each
111-0065	# 30 Round track @ 12'	Each

30 - BRACKETS

 PART NO.	DESCRIPTION	 UNIT
114-0305	# 30 Side bracket	Each
114-0306	# 30 Top bracket	Pair
114-0307	# 30 End cover	Each
114-0308	# 30 Flashing clip	Each
114-0309	# 30 Flashing 10'	Each

30 - HANGERS

 PART NO.	DESCRIPTION	 UNIT
7-6012	# 30 Hanger	Each
7-6013	# 30 Truck & pendant	Each
7-6014	# 30 Truck & pendant	Each
7-6017	# 30 Truck & pendant	Each