
















SLATS







 PART NO.	DESCRIPTION	UNIT
2"		
2C22-8	2" Curved 22 ga. G90 galv., 8' 3 1/4"	Each
2C22-10	2" Curved 22 ga. G90 galv., 10' 3 1/4"	Each
2C22-12	2" Curved 22 ga. G90 galv., 12' 3 1/4"	Each
2C22-14	2" Curved 22 ga. G90 galv., 14' 3 1/4"	Each
2C22-25	2" Curved 22 ga. G90 galv., 25'	Each
2F-22	2" Flat slat 22 ga. G90 galv., 25'	Foot
2C-20	2" 20 Ga. R-W profile, 21' or 25'	Foot
3"		
3C22-30	3" Curved 22 ga. G90 galv., 30'	Each
3C20-18	3" Curved 20 ga. G90 galv., 18' 8"	Each
3C20-21	3" Curved 20 ga. G90 galv., 21' 8"	Each
3C20-25	3" Curved 20 ga. G90 galv., 25' 8"	Each
3C20-30	3" Curved 20 ga. G90 galv., 30' 8"	Each
3C18-25	3" Curved 18 ga. G90 galv., 25'	Each
3C18-27	3" Curved 18 ga. G90 galv., 27'.	Each
3C18-29	3" Curved 18 ga. G90 galv., 29'	Each
3C18-40	3" Curved 18 ga. G90 galv., 40'	Each
3F20-30	3" Flat slat 20 ga., 30' 8"	Each

SLATS - COOKSON

 PART NO.	DESCRIPTION	UNIT
C10-21	#10 Flat, grey or tan, 21'	Each
C1G-25	#1 Curved, galv., 25'	Each
C1P-25	#1 Curved, grey or tan, 30'	Each
C5G-25	#5 Flat, galv., 30'	Each
C5P-25	#5 Flat, grey or tan, 30'	Each
C4-25	#4 Flat, tan, 30'	Each
C45P-30	#45 Insulated flat, grey or tan, 30'	Each


SLAT COMPATABILITY

SDI SLATS	CURVED SLAT						
	KINNEAR	ATLAS	COOKSON	EASTERN STEEL	R-W	OVERHEAD	RAYNOR
2C  2"	#2  1-3/4 X 1/2		#1  2-1/4 x 3/4	#2 		C-187  1-7/8 x 17/32	SC  1-7/8 x 17/32
3C  3"	#4  2-5/8 x 7/8	C-3  2-3/4 x 7/8		#3 	 3"	C-275  2-3/4 x 7/8	LC  2-3/4 x 25/32

SDI SLATS	FLAT SLAT		
	KINNEAR	ATLAS	OVERHEAD
2F  2"	#17  1-1/2 X 3/8	FI  1-1/4 X 1/2	F-138  1-3/8 X 3/8
3F  3"	#14  2-7/6 X 3/4		


All pricing and information contained above is subject to change without notice.

END LOCKS

 PART NO.	DESCRIPTION	UNIT
2"		
2CW	2" Curved cast windlock	Each
2KW	2" Continuous cast windlock	Each
2CK	2" Curved cast continuous endlock	Each
2CS	2" Curved stamped steel (2C-20 RW profile only)	Each
2FW	2" Flat cast windlock	Each
2FK	2" Flat cast continuous endlock	Each
3"		
3CW	3" Curved cast windlock	Each
3CC	3" Curved cast endlock	Each
3CS	3" Curved stamped steel endlock	Each
3KW	3" Continuous cast windlock	Each
3FW	3" Flat cast windlock	Each

Note: All endlocks take 3/16" rivets

END LOCKS - COOKSON

 PART NO.	DESCRIPTION	UNIT
10EL	Stamped for # 10 slat	Each
1SEL	Stamped for # 1 slat	Each
5SEL	Stamped for # 5 slat	Each
5WL	Stamped for # 5 slat	Each
4SEL	Stamped for # 4 slat	Each
4WL	Stamped for # 4 slat	Each
45SEL	Stamped outer for # 45 slat	Each
45SELI	Stamped inner for # 45 slat	Each
45WL	Stamped inner for # 45 slat	Each

Note: All endlocks take 3/16" rivets

RIVET PUNCHES & RIVETS

<div style="border: 1px solid black; padding: 2px; display: inline-block;">P/N</div> PART NO.	DESCRIPTION	UNIT
RP188	3/16" Rivet punch	Each
RP025	1/4" Rivet punch	Each
TR.187	3/16" Rivet	Each

BOTTOM BARS

<div style="border: 1px solid black; padding: 2px; display: inline-block;">P/N</div> PART NO.	DESCRIPTION	UNIT
AB	Extruded aluminum, 30'	Foot
ABV	4" Vinyl for AB, 200'	Foot
ABV6	6" Vinyl for AB, 200'	Foot
ABV8	8" Vinyl for AB, 200'	Foot
FB2X312	2" Flat bar for weight, 20'	Foot
ABBT	Aluminum transition piece for flat slats	Foot
SA22X88	2 x 2 x 3/16 angle, 20'	Foot
HS	Half slat for angle bottom bars	Foot

SLIDE BOLTS

<div style="border: 1px solid black; padding: 2px; display: inline-block;">P/N</div> PART NO.	DESCRIPTION	UNIT
ABBSB	Slide bolts for aluminum bottom bars	Each
IBBSB	Slide bolts for angle bottom bars	Each

The following parts are also available from stock:

- ▶ Hoods
- ▶ Barrel parts
- ▶ Structural angle
- ▶ Drive sprockets
- ▶ Brackets
- ▶ Throats
- ▶ Complete guides

Note: Rolling steel component doors assembled in standard sizes to suit your delivery requirements.

Specifications:

- ▶ Aluminum bottom bar with vinyl weatherstrip
- ▶ 2", 22 Gauge slats
- ▶ 50,000 cycle
- ▶ Angle guides