

SAFETY EDGES

P/N	DESCRIPTION	UNIT
PART NO.		
32NO	2 Wire air switch	Each
32SPDT	3 Wire air switch	Each
BB	Bell box	Each
CAH	Coil air hose	Each
M50-31	2 Wire standard duty coil cord	Each
18/2SVO	2 Wire, coil cord heavy duty	Each
18/3SJO	3 Wire, coil cord heavy duty	Each
M50-28	2 Wire cord reel 20'	Each
M50-30	3 Wire cord reel 30'	Each
GR1	1" Tube for aluminum bottom bar	Foot
GR1P	1" End plugs for above	Pair
GR1PF	Brass barbed fitting	Each
GR.5	1/2" Tubing	Foot
GR.5P	1/2" End plugs	Each
MRSB	Mechanical type w/ neoprene weatherstrip (no switch)	Foot
TM	Switch for above, NEMA 4	Each
TMFW	Flexible wand for TM	Each
M50-20	Black signal hose 300'	Foot

32NO or 32SPDT:BB:CAH:M50-31:18/2SVO or 18/3SJO:M50-28:M50-29/30:GR.5:GR1P or GR.5P:M50-20:

FEATHER EDGE

P/N PART NO.	DESCRIPTION	UNIT
BEP100N	Feather Edge standard profile w/ aluminum retainer	Foot
BEP100	Feather Edge OEM profile, w/o retainer	Foot
BEP100C	Feather Edge w/ C type reatainer	Foot
DW40	Feather Edge switch w/ box	Each
DW40S	Feather Edge switch w/o box	Each
EC-A-S	Endcaps	Each
PVC2/4	Clear tube	Foot
44740	Adhesive	Each
70401	Primer	Each

BEP100N:



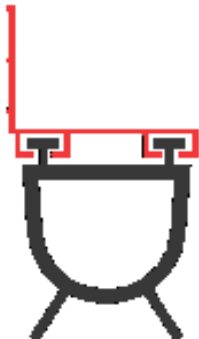
BEP100:



BEP100C:



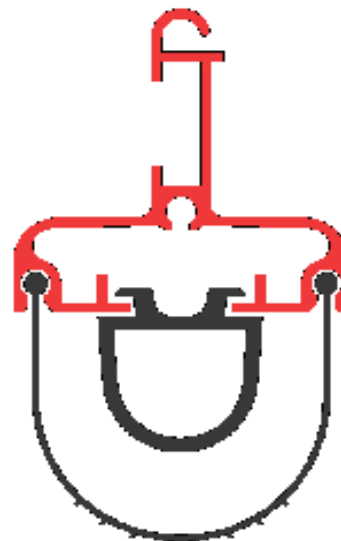
BEP100N WITH A1315 HOLDER:



BEP100C WITH HOLDER:



BEP100C WITH ALU. BOTTOM BAR:



BEP100N WITH A1700 HOLDER:



CONTROLS

P/N PART NO.	DESCRIPTION	UNIT
410019026	FAAC Key switch	Each
M49-03	3 Button station - NEMA 1	Each
M49-10	3 Button station - NEMA 4	Each
M49-13	3 Button station w/ key lock out - NEMA 4	Each
M49-15	3 Button station w/ key lock out & pilot light - NEMA 4	Each
M49-22	Key switches exterior (O/C) tamper proof	Each
M49-25	Key switches exterior (O/C/S) tamper proof	Each
M49-23	Key switches exterior (MC) madison	Each
M49-24	Key switches exterior (On/Off) madison	Each
M50-01	Pull cord SPST	Each
PC-HD	Pull cord HD	Each



410019026:

- ▶ Single contact NO
- ▶ One (1) cylinder
- ▶ Two (2) keys



M49-03:

- ▶ Open - close - stop.
- ▶ Nema 1 enclosure.



M49-10:

- ▶ Open - close - stop.
- ▶ Nema 4 enclosure.




M49-13:

- ▶ Open - close - stop with lock out.
- ▶ Two (2) keys included.
- ▶ Nema 4 enclosure.




M49-15:

- ▶ Open - close - stop with lock out & pilot light.
- ▶ Two (2) keys included.
- ▶ Nema 4 enclosure.



M49-22:

- ▶ Open - close.
- ▶ Two (2) keys included.
- ▶ Tamper proof.



M49-25:

- ▶ Open - close - stop.
- ▶ Two (2) keys included.
- ▶ Tamper proof.



M49-23:

- ▶ Maintain contact.
- ▶ Two (2) keys included.
- ▶ Madison cylinder.



M49-24:

- ▶ On - off.
- ▶ Two (2) keys included.
- ▶ Madison cylinder.



M50-01:


- ▶ Exterior cast aluminum enclosure
- ▶ Pull switch with SPST contact



PC-HD:

- ▶ Exterior HD cast aluminum enclosure
- ▶ Pull switch with SPST contact

LOOP DETECTORS

 PART NO.	DESCRIPTION
LMA-1200LV	EDI Loop detector with harness 12-24VAC & 24VDC
LMA-1200HV	EDI Loop detector with harness 115-220VAC
DTEK-24	DTEK w/ harness 24V, fail safe or fail secure
DTEK-110	DTEK w/ harness 110V fail safe or fail secure
625X-24	Sarasota w/ harness 24V
624X-110	Sarasota w/ harness 110V



D-Tek Loop Detector (DTEK-24/110):


- ▶ Single channel
- ▶ Adjustable frequency
- ▶ Includes harness



Sarasota Loop Detector (625X-24/110):

- ▶ Single channel
- ▶ Adjustable frequency
- ▶ Includes harness

PREFORMED LOOPS


 PART NO.	DESCRIPTION
PR-46	Loop 4' x 6'
PR-48	Loop 4' x 8'
PR-410	Loop 4' x 10'



PR-46/PR-48/PR-410:

- ▶ Designed for gravel installations or placement before surfacing
- ▶ Requires loop detector
- ▶ Lightning protection


CAR SENSOR

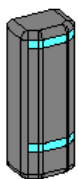
 PART NO.	DESCRIPTION
C-101-115V	Sensing wand w/ detector 24V and 50' of lead wire
C-101-24V	Sensing wand w/ detector 24V and 100' of lead wire

C-101:



PHOTO CELLS

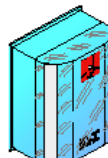
 PART NO.	DESCRIPTION
785165	FAAC Safebeam photocell
785163	FAAC Photobeam photocell
PMP12R1	Photocell w/ reflector
P-44	Thru beam photocell w/ battery
MHFT15	Thru beam photocell for car wash applications



SAFEBEAM

785165:

- ▶ Self-aligning photocell
- ▶ Normal operating distance up to 66' (20m)
- ▶ Detection span: +/- 10°
- ▶ Dimensions: 35 x 105 x 25 mm (L x H x D)
- ▶ NC Contact



PHOTOBEAM

785163:

- ▶ Directional photocell with alignment
- ▶ Normal operating distance up to 99' (30m)
- ▶ Detection span: +/- 4°
- ▶ Dimensions: 70 x 95 x 45 mm (L x H x D)
- ▶ NO & NC Contacts

PMP12R1:

- ▶ Reflective photocell with reflector
- ▶ Includes mounting bracket
- ▶ Normal operating distance up to 33' (10m)
- ▶ NO & NC Contacts

P-44:

- ▶ Directional photocell with alignment
- ▶ Normal operating distance up to 49' (15m)
- ▶ Battery: 9V (No wiring required to TX)
- ▶ NO & NC Contacts

MHFT15:

- ▶ Thru beam infrared photocell
- ▶ Adjustable sensitivity
- ▶ Normal operating distance up to 33' (10m)
- ▶ Designed for car wash applications
- ▶ NO & NC Contacts



MOTION DETECTOR

 PART NO.	DESCRIPTION
HERKULES	Motion detector

HERKULES

- ▶ Unidirectional or bidirectional.
- ▶ Narrow and wide patterns.
- ▶ Easy installation and setup.

VISUAL WARNING DEVICES

 PART NO.	DESCRIPTION	 UNIT
103003	Traffic light 120V	Each
102DMBS	Stackable beacon 120V	Each
51CA	Flashing light with horn 120/24V	Each



103003:

- ▶ Structured in polycarbonate with two lights
- ▶ Red & green lights 200mm diameter
- ▶ Incandescent lamps 70W/230V



102DMBS:

- ▶ 2 lens modules (red & green)
- ▶ 2 incadesent light sources 120V





51CA:

- ▶ 1 lens modules (red/amber/green)
- ▶ 1 incadesent light sources (120/24 VAC)
- ▶ 72db (at 10') horn

CYCLE COUNTER

 PART NO.	DESCRIPTION	 UNIT
CC	Non resetable, 6 digit, 24VAC	Each

TIMERS

 PART NO.	DESCRIPTION	 UNIT
M50-08	TIMER CONTROL OMRON 24V	Each
M50-10	TIMER CONTROL 7 DAY 24-115V	Each

M50-08:



M50-10:



RADIO CONTROLS

P/N	DESCRIPTION	UNIT
PART NO.		
MT-1000	Transmitter - 1 button	Each
MT2-1000	Transmitter - 2 button	Each
MT3-1000	Transmitter - 3 button	Each
MTM-1000	Transmitter - miniature	Each
MR-1000	Receiver only	Each
MRX-1000	Gate receiver only	Each
TRX	Adaptor 115VAC to 24VAC	Each
COAX-15	Coaxial extender cable 15'	Each
BNC-Y12	BNC Y Adapter with 12' coaxial cable and antenna	Each
BATTERY	9 Volt battery	Each
MCT-1	Transmitter (O/C/S) - 1 door	Each
MCT-4	Transmitter (O/C/S) - 4 door	Each
MCT-32	Trasnmitter (O/C/S) - 32 door	Each
MCR32	Receiver 24V	Each
MCR32-1	Receiver 110V	Each
MCR32N12	Receiver 24V - NEMA 12	Each
MCR32N12-1	Receiver 110V - NEMA 12	Each
MCR32N4	Receiver 24V - NEMA 4	Each
MCR32N4-1	Receiver 110V - NEMA 4	Each
MCTR-4000	Mini transmitter (O/F) & 115V receiver	Set
MCT-4000	Mini (O/C/S) transmitter - 1 door	Each



MT1-1000/MT-2000/MT3-1000:

- ▶ Transmitter.
- ▶ Compatible with MR-1000 & MRX-1000.



MTM-1000:

- ▶ Key chain transmitter.
- ▶ Compatible with MR-1000 & MRX-1000.



MR-1000/MRX-1000:

- ▶ Radio receiver.
- ▶ 24VAC upgradable to 110V.
- ▶ MRX version has increased range.



MTM-1000:

- ▶ Cable to extend receiver range.
- ▶ Compatible with MR-1000 & MRX-1000.



MCT-1:

- ▶ Transmitter (open - close - stop).
- ▶ Single door control.
- ▶ Compatible with MCR receivers.



MCT-4:

- ▶ Transmitter (open - close - stop).
- ▶ 4 door control.
- ▶ Compatible with MCR receivers.



MCT-32:

- ▶ Transmitter (open - close - stop).
- ▶ 32 door control.
- ▶ Compatible with MCR receivers.



MCR32/MCR32-1:



- ▶ Radio receiver.
- ▶ Provides open - close - stop controls.
- ▶ 24VAC or 110V.



MCR32N4/12 & MCR32N4-1/12-1:

- ▶ Radio receiver.
- ▶ Provides open - close - stop controls.
- ▶ 24VAC or 110V.

PULSAR RADIO CONTROLS

 PART NO.	DESCRIPTION	 UNIT
T-931	Transmitter (O/C)	Each
T-931M	Transmitter (O/C) - mini	Each
R931	Receiver (O/C) 24V	Each
R9-110U	Upgrade R-931, RT-931S & T-931D to 110V	Each
R832	Receiver (O/C) 24V - 2 doors	Each
T832	Transmitter (O/C) - 2 doors	Each
R833	Receiver (O/C) 24V - 3 doors	Each
T833	Transmitter (O/C) - 3 doors	Each
T833C	Transmitter (O/C) - 3 doors, OCS	Each
R831E	Radio Receiver (O/C/S) economy model 24V	Each
R831P	Radio Receiver (O/C/S) plastic box 24V	Each
R831J	Radio Receiver (O/C/S) JIC box 24V	Each
R8-110U	Upgrade R-831 receivers to 110V	Each
T-831	Transmitter (O/C/S) - 1 door	Each
T-733	Transmitter (O/C/S) - 3 doors	Each
T-639	Transmitter (O/C/S) - 9 doors	Each
T53S	Transmitter (O/C/S) - 27 doors	Each

**T-931:**

- ▶ Transmitter
- ▶ Open - close
- ▶ Compatible w/ R931

**T-931M:**

- ▶ Transmitter - mini
- ▶ Open - close
- ▶ Compatible w/ R931

**R931:**

- ▶ Radio receiver 24V
- ▶ Open - close

**R832:**

- ▶ Radio receiver 24/12V
- ▶ Open - close
- ▶ 2 doors

**T832:**

- ▶ Transmitter
- ▶ Open - close
- ▶ Compatible w/ R931

**R833:**

- ▶ Radio receiver 24/12V
- ▶ Open - close
- ▶ 3 doors

**T833:**

- ▶ Transmitter
- ▶ Open - close
- ▶ Compatible w/ R831-E

**T833C:**

- ▶ Transmitter - 3 doors
- ▶ Open - close
- ▶ Compatible w/ R831E

**R831E:**

- ▶ Radio receiver 24V
- ▶ Open - close - stop
- ▶ Economy model

**R831P:**

- ▶ Radio receiver 24V
- ▶ Open - close - stop
- ▶ Plastic box

**R831J:**

- ▶ Radio receiver 24V
- ▶ Open - close - stop
- ▶ JIC box

**T-831:**

- ▶ Transmitter - 1 door
- ▶ Open - close - stop
- ▶ Compatible w/ R831E/P/J

**T-733:**

- ▶ Transmitter - 3 doors
- ▶ Open - close - stop
- ▶ Compatible w/ R831E/P/J



**T-639:**

- ▶ Transmitter - 9 doors
- ▶ Open - close - stop
- ▶ Compatible w/ R831E/P/J

**T53S:**

- ▶ Transmitter - 27 doors
- ▶ Open - close - stop
- ▶ Compatible w/ R831E/P/J

LINEAR CONTROLS

 PART NO.	DESCRIPTION	 UNIT
AK-1	Digital key pad	Each
MPKP	Wireless key pad transmitter	Each
AP-4	Stand alone programmable radio receiver	Each
MDR	Mega Code Receiver (three wire)	Each
RE-1	Telephone entry system (using existing phone line)	Each
BWC-RE-1	Black & white camera for RE-1	Each
ACT-31B	Single channel key chain transmitter	Each
ACT-34B	Four channel key chain transmitter	Each
3089-13	Single channel transmitter	Each
1094-13	Dual channel transmitter	Each
DR	Delta receiver (three wire)	Each
DRG	Delta gate receiver	Each
DT	Single channel transmitter	Each
DT-2A	Dual channel transmitter	Each
DT-4A	Four channel transmitter	Each
DTKP	Wireless key pad transmitter	Each

**AK-1:**

- ▶ Stores up to 480 codes
- ▶ Does not require software
- ▶ Wired
- ▶ Two relay outputs

**MDKP:**

- ▶ Key Pad transmitter
- ▶ Compatible with AP-4, RE-1 & MDR
- ▶ Wireless

**AP-4:**

- ▶ Stores up to 480 individual transmitters
- ▶ Does not require software
- ▶ Two relay outputs

**MDR:**


- ▶ Single channel receiver
- ▶ Three wire

**RE-1:**

- ▶ Weather proof enclosure
- ▶ Full duplex with handsfree
- ▶ Call button with digital key pad
- ▶ Does not require a dedicated phone line
- ▶ Software built in
- ▶ Stores up to 100 codes or transmitters
- ▶ Optional black & white camera

**ACT-31B/ACT-34B:**

- ▶ Key Chain Transmitter
- ▶ Compatible with AP-4, RE-1 & MDR

**MCT-1/MCT-2:**

- ▶ Transmitter
- ▶ Compatible with AP-4, RE-1 & MDR

**DR:**

- ▶ Single channel receiver
- ▶ Three wire

**DRG:**

- ▶ Single channel gate receiver
- ▶ Three wire

**DT/DT-2A/DT-4A:**

- ▶ Transmitter
- ▶ Compatible with DR & DRG

**DTKP:**

- ▶ Wireless key pad transmitter
- ▶ Compatible with DR & DRG

INTERCOM CONTROLS

P/N PART NO.	DESCRIPTION	UNIT
LED-1	Outdoor Substation	Each
LEF-3	Master call station (up to 3 substations)	Each
LEF-5C	Master call station (up to 5 substations) w/ release button	Each
RYPA	Relay release adapter	Each
PS12C	Power Supply for LEF-3 or LEF-5	Each
TELEDOOR	Teledoor Telephone entry system	Each



LED-1:

- ▶ Outdoor substation
- ▶ Compatible with LEF-3 & LEF-5



LEF-3:

- ▶ Master Call Station
- ▶ Hook up to 3 substations
- ▶ Requires PS12C power supply



LEF-5C:

- ▶ Master Call Station
- ▶ Hook up to 5 substations
- ▶ Built in relay latch button
- ▶ Requires PS12C power supply



TELEDOOR:

- ▶ Useful for single line phone applications
- ▶ Distinctive ring alert
- ▶ Hold feature
- ▶ Max. wire length from speaker to controller 250' using 4 cond. 22 gauge

PROXIMITY CARD READERS

P/N PART NO.	DESCRIPTION	UNIT
403139	Proximity card reader stores 500 cards	Each
PC	Proximity card	Each



403139

- ▶ Stores 500 cards
- ▶ Does not require software
- ▶ Off-line only
- ▶ Read range up to 5"



PC:


- ▶ Clam shell proximity card
- ▶ Compatible with 403139 proximity reader

ZAP DC DRIVE OPERATORS


P/N	DESCRIPTION	UNIT
PART NO.		
ASSEMBLED UNIT WITH FRAME - UP TO 170 SQUARE FEET & 775 POUNDS		
825-PB-B	Operator with 4" pulley	Each
825-PB-C	Operator with 5" pulley	Each
825-PB-D	Operator with 6" pulley	Each
ASSEMBLED UNIT WITH FRAME - UP TO 350 SQUARE FEET & 1600 POUNDS		
8815-PB-A	Operator with 3" pulley	Each
8815-PB-B	Operator with 4" pulley	Each
8815-PB-C	Operator with 5" pulley	Each
8815-PB-D	Operator with 6" pulley	Each
ASSEMBLED UNIT WITH FRAME & CHAIN HOIST - UP TO 350 SQUARE FEET & 1600 POUNDS		
8816-PB-A	Operator with 3" pulley	Each
8816-PB-B	Operator with 4" pulley	Each
8816-PB-C	Operator with 5" pulley	Each
8816-PB-D	Operator with 6" pulley	Each

815-PB-A/B/C:

- ▶ Eliminates cable jumping
- ▶ No limit switches & no safety edges
- ▶ Simple installation
- ▶ Smooth action variable speed w/ soft start & stop
- ▶ Motor current sensing
- ▶ Superb safety control
- ▶ Senses an obstruction on any part of the door
- ▶ Safe operation without a safety edge
- ▶ Stop & re-open safety control from photobeams, etc.
- ▶ Adjustable auto-close timer
- ▶ Built in cycle counter
- ▶ Requires a 120V power supply
- ▶ Up to 170 sq. ft., max. height 14' 6"
- ▶ Three pulley sizes available 4", 5" or 6"
- ▶ Shaft mount



PB Controller



PB Controller 8000



8815-PB-A/B/C/D:

Same standard features of the 815 Except:



- ▶ Up to 350 sq. ft., max height 23'
- ▶ Four pulley sizes available 3", 4", 5" or 6"
- ▶ Shaft mount

8816-PB-A/B/C/D:

Same standard features of the 8815 Except:

- ▶ incorporated chain hoist

ZAP ACCESSORIES

 PART NO.	DESCRIPTION	 UNIT
871	Interface card for pulse operation on PB Controller	Each
883-P	Battery back-up	Each
ZBM	Beeper module	Each
ZWS	Warning speaker kit	Each
ZAL	Auto lock kit	Each
ZC-805	Zap cover for 800 series	Each
ZC-8805	Zap cover for 8800 series	Each
82-DTLM	Dock light module	Each
82-TLM	Traffic light module	Each
DC-ZAP	Disconnect Chain for Zap (all models) 22'	Each
EC-8816	Extra chain for chain hoist (model 8816) 17'	Each

870:

- ▶ Provides open close stop with single button control or radio receiver
- ▶ Stop function on opening or closing cycle
- ▶ Compatible with 805-PB & 8805-PB
- ▶ Not required on G Controller

883-P:

- ▶ Up to 30 hours of operation
- ▶ Includes battery & charger

ZBM:

- ▶ Audible device for cycle counter & service due reminder
- ▶ Compatible with 805 & 8805

ZWS:

- ▶ Programmable audible warning device

ZAL:

- ▶ Auto lock kit
- ▶ Compatible with 805 & 8805

ZC-805:

- ▶ Protective cover
- ▶ Compatible with 805

ZC-8804:

- ▶ Protective cover
- ▶ Compatible with 8805

82-DTLM:

- ▶ Dock light control module
- ▶ Compatible with 805 & 8805

82-TLM:

- ▶ Traffic light control module
- ▶ Compatible with 805 & 8805

ZAP PULLEY SELECTION

STANDARD LIFT					
DRUM	815			8815/8816	
	DOOR HEIGHT	PULLEY SIZE		DOOR HEIGHT	PULLEY SIZE
400-144	6' 6" to 12'	4"		9' 6" to 12'	3"
5250-216	6' 6" to 12'	4"		9' 6" to 18'	4"
800-384	6' 6" to 12'	5"		9' 6" to 23'	5"
VERTICAL LIFT					
All	To 12'	5"		To 11' 3"	4"
	To 14'	6"		To 23'	5"
HIGH LIFT					
DRUM	LIFT	PULLEY SIZE		LIFT	PULLEY SIZE
400-54	All	4"		All	4"
5250-54	To 32"	4"		To 32"	4"
	32" to 54"	5"		32" to 54"	5"
5750-120	To 104"	5"		To 93"	5"
	104" to 120"	6"		93" to 120"	6"
800-120	To 21"	5"		To 21"	5"
	Over 21"	6"		Over 21"	
6375-164	To 74"	5"		To 74"	5"
	74" to 128"	6"		Over 74"	6"
	Over 128"	N/A			

PULLEY REFERENCE CHART					
3"	N/A		3"	8815-PB-A	8816-PB-A
4"	815-PB-B		4"	8815-PB-B	8816-PB-B
5"	815-PB-C		5"	8815-PB-C	8816-PB-C
6"	815-PB-D		6"	8815-PB-D	8816-PB-D